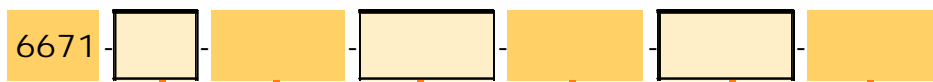


Cut and Stripped or with standard plug connector

- Hot end junction to order
- Cold end stripped and sealed with Epoxy to inhibit moisture penetration
- Dual element available in sheath O.D.'s from .063 to .250 / 1.5 to 6.0 mm
- Standard strip length is one inch / 25mm



Code	Cold end
0	Stripped bare wires
1	Standard connector

Code	Sheath Material
P	304
R	316
J	INCONEL 600
X	SPECIFY

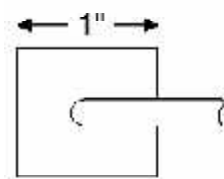
Code	Sheath diameter
1	0.62 (1/16")
2	0.125 (1/8")
3	0.188 (3/16")
4	0.250 (1/4")
5	0.312 (5/16")
6	0.375 (3/8")
1M	1.5 mm
2M	3.0 mm
3M	4.5 mm
4M	6.0 mm
5M	8.0 mm
6M	9.0 mm

Code	Calibration
J	Iron / Constantan
2J	Dual Iron / Constantan
K	Chromel / Alumel
2K	Dual Chromel / Alumel
T	Copper / Constantan
2T	Dual Copper / Constantan
E	Chromel / Constantan
2E	Dual Chromel / Constantan
R	Rhodium / Platinum 13%
S	Rhodium / Platinum 10%

Code	Hot junction
E	Exposed - welded
G	Grounded
U	Ungrounded
P*	Welding pad * (see above)

Length "A"
Specify "A" dimension in inches, If metric add "m" after dimension

PADS EXECUTIONS



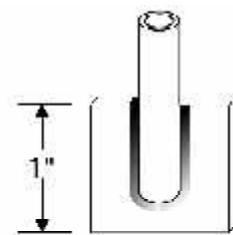
P1
Welding pad

FLAT



P2
Welding pad

FORMED
(pipe size to be advise)



P3
Welding pad "add on"

FLAT SEPARATE
for 3-3M Ø T/C's